

# Word Attack



10-15 min

## SKILL – WAT132 VCe i Words

**GOAL** – Student accurately reads orally one-syllable VCe i words (hide)

**MATERIALS** – Teacher device, student device, lesson for VCe i Words

Introduce the skill, model, and practice using the gradual release model: I do, We do, You do. Lesson dialogue appears in 95 RAP app and below.



## I Do

Today you will learn to read words that have the long vowel silent-e pattern. Long vowel silent-e syllable words have one vowel letter, one consonant, an e at the end, and the vowel sound is long.

The long vowel silent-e syllable pattern has (repeat it with me): **one vowel letter, one consonant, an e at the end, and the vowel sound is long.**

The gesture for the long vowel silent-e syllable is two fingers in a V-shape to connect the two vowel letters. Practice the gesture with me. **silent-e**

The words on this list will have the long i sound, /ī/ What sound? / ī/



## We Do

Let's mark the first word together.

1. Find the vowels.
2. Draw a V connecting the first vowel and the silent-e.
3. Mark the long vowel with a macron.



## You Do

Now it's your turn. Mark and practice decoding the words. When I come back to you, read the words aloud.

### WAT132 VCe i Words Word List Sample

hide	life	strike	smile	dime
shine	pipe	tire	white	dive
tribe	slide	spike	twine	while

### Teacher Screen

Word Attack Skill Instruction

Gus Beasley

#### WAT 132 - VCe i Words

0% Mastered

Listen:  
Today you will learn to read words that have the long vowel silent-e pattern. Long vowel silent-e syllable words have one vowel letter, one consonant, an e at the end, and the vowel sound is long.


The long vowel silent-e syllable pattern has (repeat it with me): **one vowel letter, one consonant, an e at the end, and the vowel sound is long.**

The gesture for the long vowel silent-e syllable is two fingers in a V-shape to connect the two vowel letters. Practice the gesture with me. **silent e**

The words on this list will have the long i sound, /i/. What sound? / i/

Mark:  
Let's mark the first word together.

1. Find the vowels.
2. Draw a V connecting the first vowel and the silent-e.
3. Mark the long vowel with a macron.



Ok

### Teacher and Student Screens

Save & Exit


Word Attack

559577 10:40


Lori Adama

WAT 132 - VCe i Words


Skill Introduction



✓ h •



✓ h •




✓ h •

Skip Student Next


Lori A.

Word Attack


WAT 132 - VCe i Words



✓



✓



✓

Words