

95 PERCENT GROUP LLC PORTFOLIO STUDY

ESSA
Level 2
Evidence

95 PHONICS CORE PROGRAM,TM PHONOLOGICAL AWARENESS
LESSONS, PHONICS LESSON LIBRARY,TM & PHONICS CHIP KITTM

20-21/21-22 RESULTS - KINDERGARTEN TO SECOND GRADE

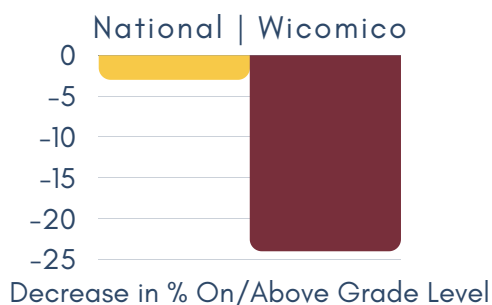
PROGRAM DESCRIPTION

The 95 Phonics Core Program adds an explicit phonics strand to the daily Reading Block to ensure that all K-3 students receive consistent evidence- and research-based phonics instruction to improve outcomes. Combined, the Phonics Chip Kit (PCK), the Phonological Awareness (PA) Lessons, and Phonics Lesson Library (PLL) provide all Tiers the structured literacy support at the level of intensity that they need in grades K-3.

OPPORTUNITY GAP

[National reporting](#) that measured the opportunity gap from before the pandemic to Fall 2021 shows a slight dip in students on grade level. For Wicomico, the loss was 8x greater than the national average for first grade (-3 pts vs. -24 pts).

Difference between Historical Fall & Fall 2021



Wicomico leaders piloted all of the 95 Percent Group products in one elementary school during the 2020-2021 school year and rolled them out to all schools for 2021-2022.

SAMPLE DESCRIPTION

LOCATION: Wicomico County, Maryland

GRADE: Kindergarten - Second Grade

SIZE: 498 students

DEMOGRAPHICS:

- 54% Black/African American
- 8% SPED
- 15% ELL
- 75% Economic Disadvantage

CHANGE IN LITERACY TOOLKIT

2020-2021

LITERACY CURRICULUM - REMOTE

- **Tier 1:** County-created curriculum and teacher-created materials
- **Tier 2/3:** iReady lessons (digital)

ONE-SCHOOL PILOT OF NEW TOOLKIT

2021-2022

NEW LITERACY TOOLKIT - IN PERSON

- **Tier 1 Knowledge:** County-created curriculum
- **Tier 1 Phonics: 95 Phonics Core Program**
- **Tier 2: Phonics Chip Kit**
- **Tier 3: Phonological Awareness Lessons & Phonics Lesson Library Phonics products (95 Portfolio)**

ASSESSMENT

READING DIAGNOSTIC

i-Ready[®] Diagnostic reading assessment was conducted at the beginning, middle, and end of each school year (2020-2021, 2021-2022).

STUDY DESIGN

The goal of our study was to compare the pilot school (treatment) with a comparison school that started with 95 Percent Group the following year. A pool of schools similar to the pilot school in terms of baseline iReady Scores and demographics were identified. One was **randomly chosen** to be the comparison school.


Number of Students by Grade and Group

Grades	Treatment	Comparison
K 1st	79 101	130 130
1st 2nd	103 87	153 155

ANALYSIS DESIGN

What was the difference in iReady scores between the two schools over time?

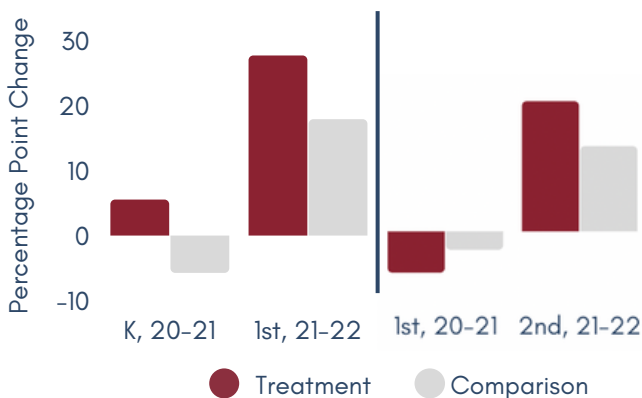
"Waves" of time were examined using an analysis of variance (ANOVA) to understand the difference in scores between the two schools during each wave. Each time period was compared to Fall 2020.



RESULTS EACH YEAR BY GRADE

The **treatment school outperformed the comparison school** in both grades in 2021-2022. Notably, the Kindergartners in the treatment group made impressive progress during 2020-2021 (5.5 pts increase).

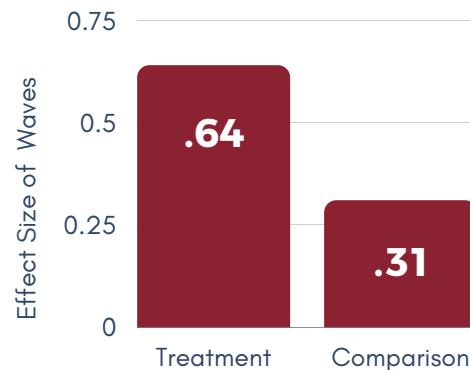
Annual Fall-to-Spring Change in the % of Students On/Above Grade Level



RESULTS OVER TWO YEARS

Both groups showed significant reading gains. Over the two years, the **effect size of the 95 Percent Group portfolio (treatment) group was double that of the comparison group (0.64 vs. 0.31)**

Impact of 95 Portfolio on iReady Gains Over Two Years



For more information about the PA Lessons, this study or other products, contact info@95percentgroup.com



Learning Experience Design
LXD Research
a division of Charles River Media Group, LLC